


Fitness Puzzle PRO Gym Mat 102x102cm




The Fitness Puzzle PRO mat is an advanced modular surface, precisely processed using waterjet cutting technology.



This process guarantees an almost hermetic fit of the elements, creating a monolithic, stable structure that minimizes the risk of dirt accumulating in the joints (reducing cleaning service costs).

The system is dedicated to high-traffic facilities, ensuring the highest dimensional stability, safety of use, and long-term aesthetics required in professional commercial investments.

THICKNESS	od 6 do 30 mm
WEIGHT	od 6 do 30 kg
COLOR	black, mosaic
COMPOSITION	purified SBRrubber granulate and polyurethane adhesive
DIMENSIONS	102,5 x 102,5 cm

	PRODUCT TECHNICAL DATA SHEET	
	SimpleJack s.r.o. Vršovice 149 74761 Vršovice www.simplejack.cz jack@simplejack.cz	
	Update date	01.11.2025

PRODUCTNAME	Fitness Puzzle PRO rubber mat
DIMENSIONS	102,5 x 102,5 cm
FORM	24-tab puzzle
LENGTH FROM FOLD TO FOLD	102,5 cm x 102,5 cm
LENGTH FROM RECESSTO OVERLAP	98,5 cm x 98,5 cm
COLOR	black, SBR or EPDM mosaic
COMPOSITION	recycled SBR rubber granulate combined with PU



DIMENSION TOLERANCE	do 1,5%
SHORE HARDNESS	65 Shore type A
DEPRECIATION	50,1%
DENSITY	1000 KG/M3
DRY SLIP RESISTANCE	90 SRT
WET SLIP RESISTANCE	47 SRT
ABRASION RESISTANCE	0,2629 G
ELONGATION AT BREAK LONGITUDINAL	55 %
ELONGATION AT BREAK IN WIDTH	55 %
TENSILE STRENGTH	1MPa

